


Use 2 blue leds and cover with a black tape.
Cut out the blue circle from parts A22.



Instead, you can close parts 21 with parts 20.

step001



step004




step002



step004a



step002a



step005




Make small holes so wires ca pass through


step003



step006




step007




step011



step008



step012




step009



step013




step010




step014

Attach A19 to A15 first. Then attach A2

170 180 190 200 210 220 230 240 250 260 270




step014a



step017



step015



step018




step015a




step019




step016



step020



step021



step025




step022




step026




step023



step027




step024




step028



step029



step031b



step030



step031

