


WORLDWORKS GAMES
ArenaWorks™


MODEL TYPE:	KIOSK/GUARDHOUSE/ OUTHOUSE
DIFFICULTY:	1 out of 5
APPROX BUILD TIME:	Quick - 5 to 10 minutes <i>(Time may vary depending on skill level)</i>
DUPLICATIONS <i>(Suggested):</i>	1 to 2 copies <i>(optimal)</i>
EDGING COLOR:	Brown or yellow felt <i>(What is "Edging"?</i> <i>Please refer to the included "Beginners Guide".</i>

It's that hard-working prop, the kiosk! Use the optional parts to create a guardhouse or outhouse.




STEP 1

Cut and score as indicated. Glue the flaps that form the inside and fold them over, loosely for now. Fold the sides of the kiosk in while tucking the big flap in. Align and squeeze tightly together.



STEP 2:

Glue the roof tabs and the inside of the front roof and fold it over, press until dry. Bend the counter with the money inwards at 90 degrees.



Options:

To make the guardhouse, just make it as usual and cut off the lower front wall and counter. Cover up the door with the plain panel. To make the outhouse, cover the front with the plain panel and attach the outhouse door as shown below.

