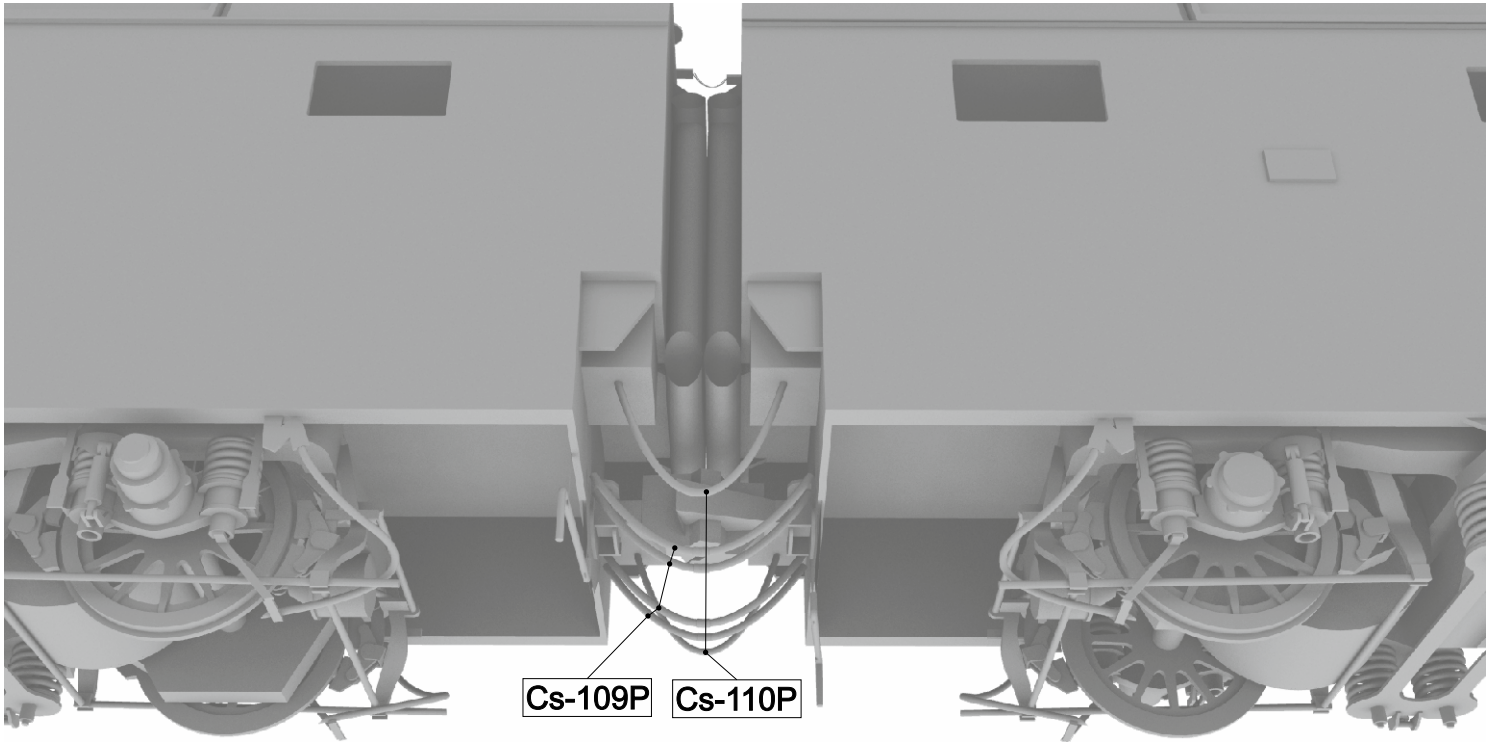


сцепка секций 1, 2 \ sections 1, 2 coupling



Условные обозначения:

- вырезать
- выполнить по шаблону
- деталь пропитать суперклеем
- front** - ориентировка детали в сторону кабины
- Cs-109P** - деталь по шаблону
- количество витков по часовой стрелке
- Cs- 46x16** - количество деталей по шаблону
- FR- 9aR(sec1)** - использовать деталь при сборке секции №1
- FR- 9aL(sec2)** - использовать деталь при сборке секции №2

Рекомендации по сборке:

- Сборка делится на семь блоков:
- 1.КАРКАС - «FR»
 - 2.АГРЕГАТЫ - «U»
 - 3.КАБИНА - «C»
 - 4.КОРПУС - «B»
 - 5.КРЫША - «R»
 - 6.КРЫШЕВОЕ ОБОРУДОВАНИЕ - «RE»
 - 7.ХОДОВАЯ ЧАСТЬ - «Cs»

Сборку рекомендуется производить в этой же очередности.

При сборке используются следующие материалы: выкройки (картон 250г/м), проволока различной толщины (толщина согласно шаблонам), прозрачный пластик из под упаковок фанг с имитацией стекла (размеры согласно шаблонам), клеи: «ПВА», «Супер-клей», «Клей-момент».

Все торцы и видимые детали без текстур рекомендуется закрасить черным маркером.

Детали:R -11P, RE -1P, RE -3P, RE -4P, RE -6P, RE -7P, RE -9P, RE -28P, RE -31P, RE -37P, RE -39P, RE -42P, RE -48P, RE -51P, RE -53P, RE -54P, RE -57P, RE -58P, RE -59P, RE -60P, RE -70P, RE -71P, RE -72P, Cs -7P, Cs -21P, Cs -26P, Cs -30P, Cs -46P, Cs -61P, Cs -95P, Cs -96P, Cs -98P, Cs -99P, Cs -108P покрасить акриловой или масляной краской серого цвета.

Детали:C -27P, C -28P, C -29P, C -32P, C -38P, C -39P, RE -11P, RE -22P, RE -23P, RE -24P, RE -26P покрасить акриловой или масляной краской красного цвета.

Детали:B -3P покрасить акриловой или масляной краской белого цвета.

Детали:B -26P покрасить акриловой или масляной краской желтого цвета.

Детали:B -27P, B -44P покрасить акриловой или масляной краской зеленого цвета.

Детали:C -16P, C -20P, B -38P, B -39P, B -42P, Cs -85P, Cs -102P, Cs -103P, Cs -109P, Cs -110P покрасить акриловой или масляной краской черного цвета.

Legend:

- cut
- according to the pattern
- impregnated with superglue
- front** - orientation towards the cockpit
- Cs-109P** - according to the pattern
- number of turns clockwise
- Cs- 46x16** - the number of parts
- FR- 9aR(sec1)** - use the item in the assembly of section number 1
- FR- 9aL(sec2)** - use the item in the assembly of section number 2

Recommendations for the assembly:

The assembly is divided into seven sections:

- 1.FRAME - «FR»
- 2.UNITS - «U»
- 3.CABINE - «C»
- 4.BODY - «B»
- 5.ROOF - «R»
- 6.ROOF EQUIPMENT - «RE»
- 7.CHASSIS - «Cs»

Model is going in the same order.

Materials used: patterns (cardboard thick 250g/m), wire of different thickness (thickness according to patterns), clear plastic from packages to simulate glass (dimensions according to patterns), glue: «PVA», «Super-glue», «Glue-moment».

Ends and visible parts without textures recommended to paint with a black marker.

Details:R -11P, RE -1P, RE -3P, RE -4P, RE -6P, RE -7P, RE -9P, RE -28P, RE -31P, RE -37P, RE -39P, RE -42P, RE -48P, RE -51P, RE -53P, RE -54P, RE -57P, RE -58P, RE -59P, RE -60P, RE -70P, RE -71P, RE -72P, Cs -7P, Cs -21P, Cs -26P, Cs -30P, Cs -46P, Cs -61P, Cs -95P, Cs -96P, Cs -98P, Cs -99P, Cs -108P acrylic or oil paint in gray.

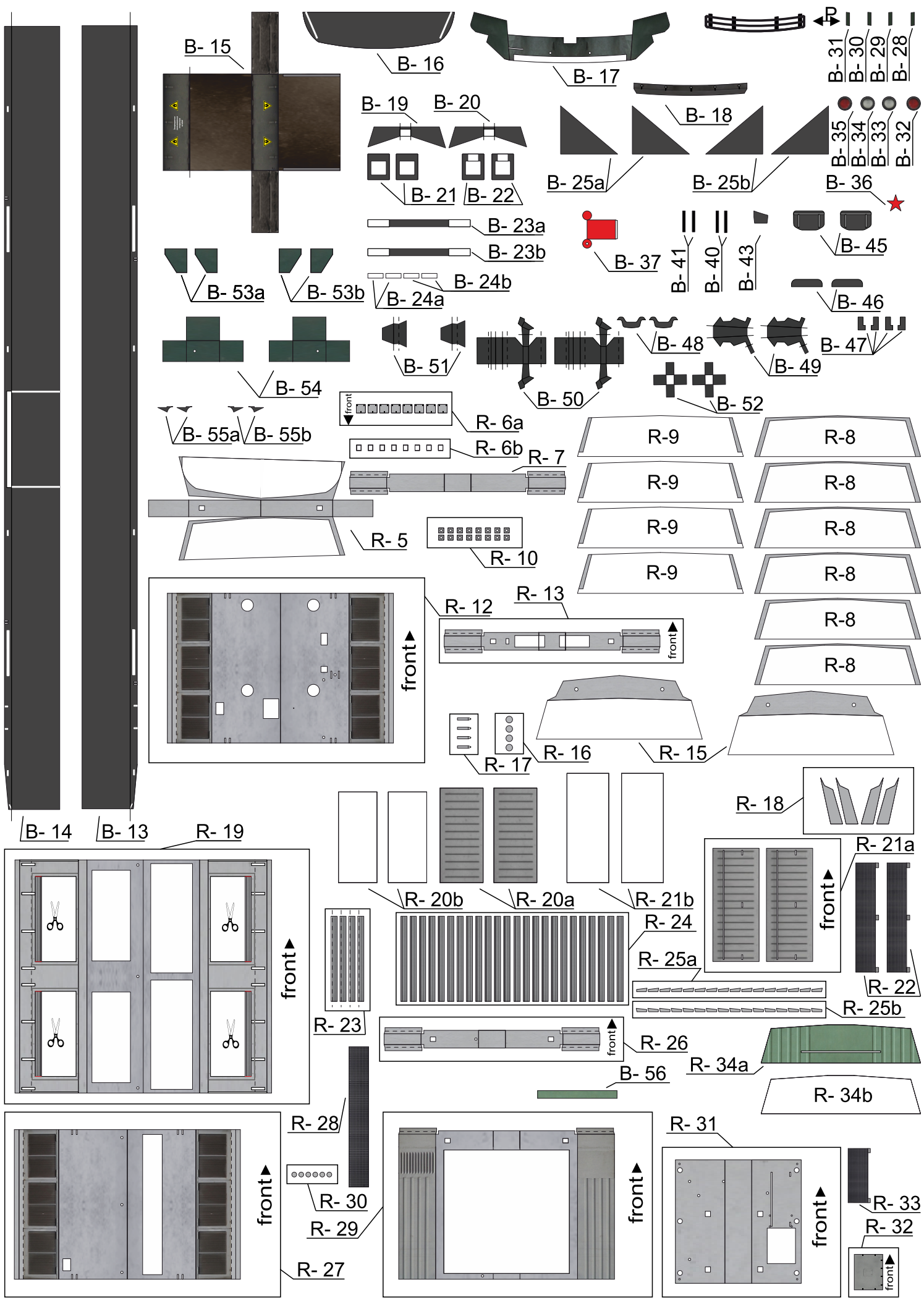
Details:C -27P, C -28P, C -29P, C -32P, C -38P, C -39P, RE -11P, RE -22P, RE -23P, RE -24P, RE -26P acrylic or oil paint in red.

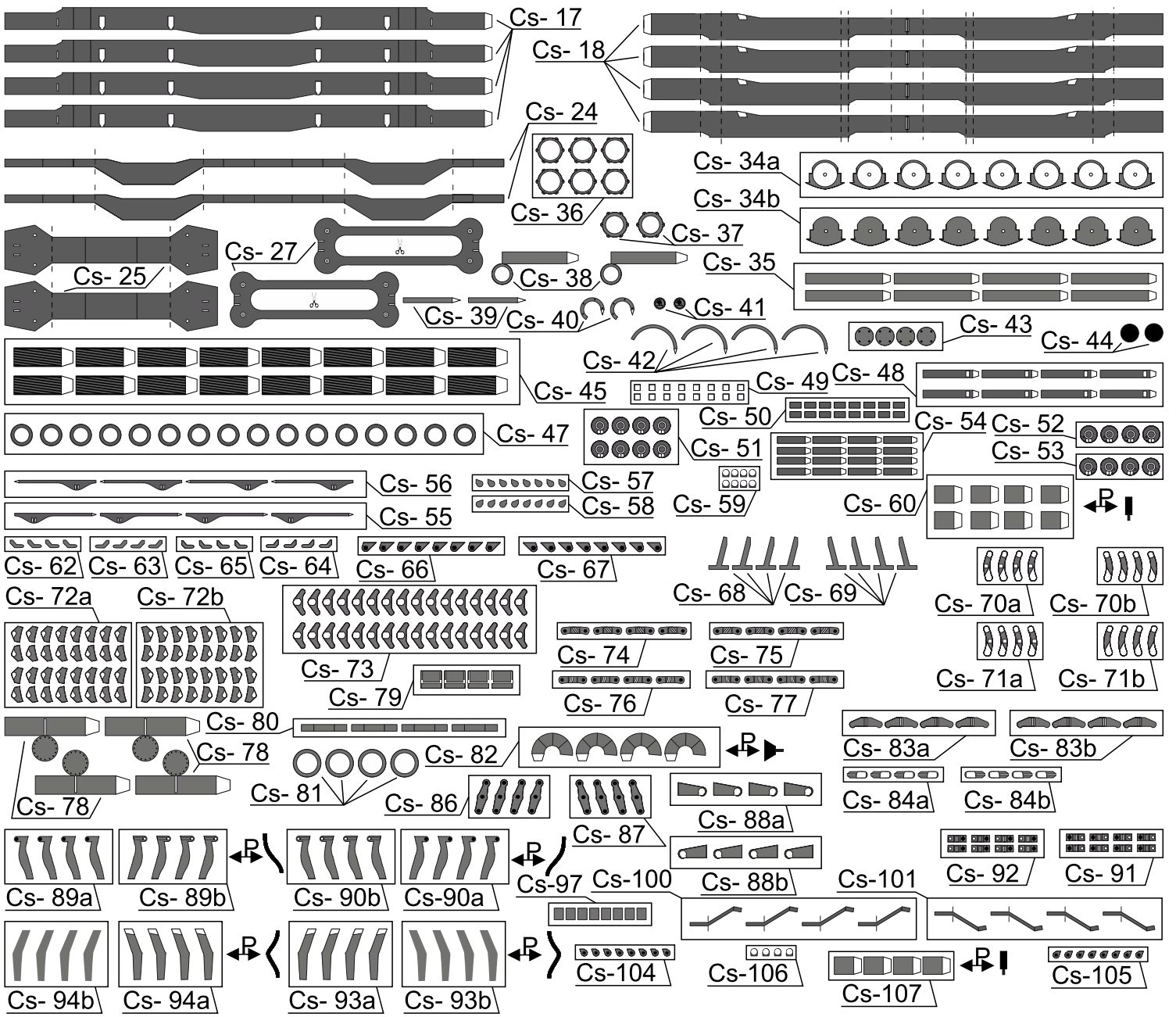
Details:B -3P acrylic or oil paint in white.

Details:B -26P acrylic or oil paint in yellow.

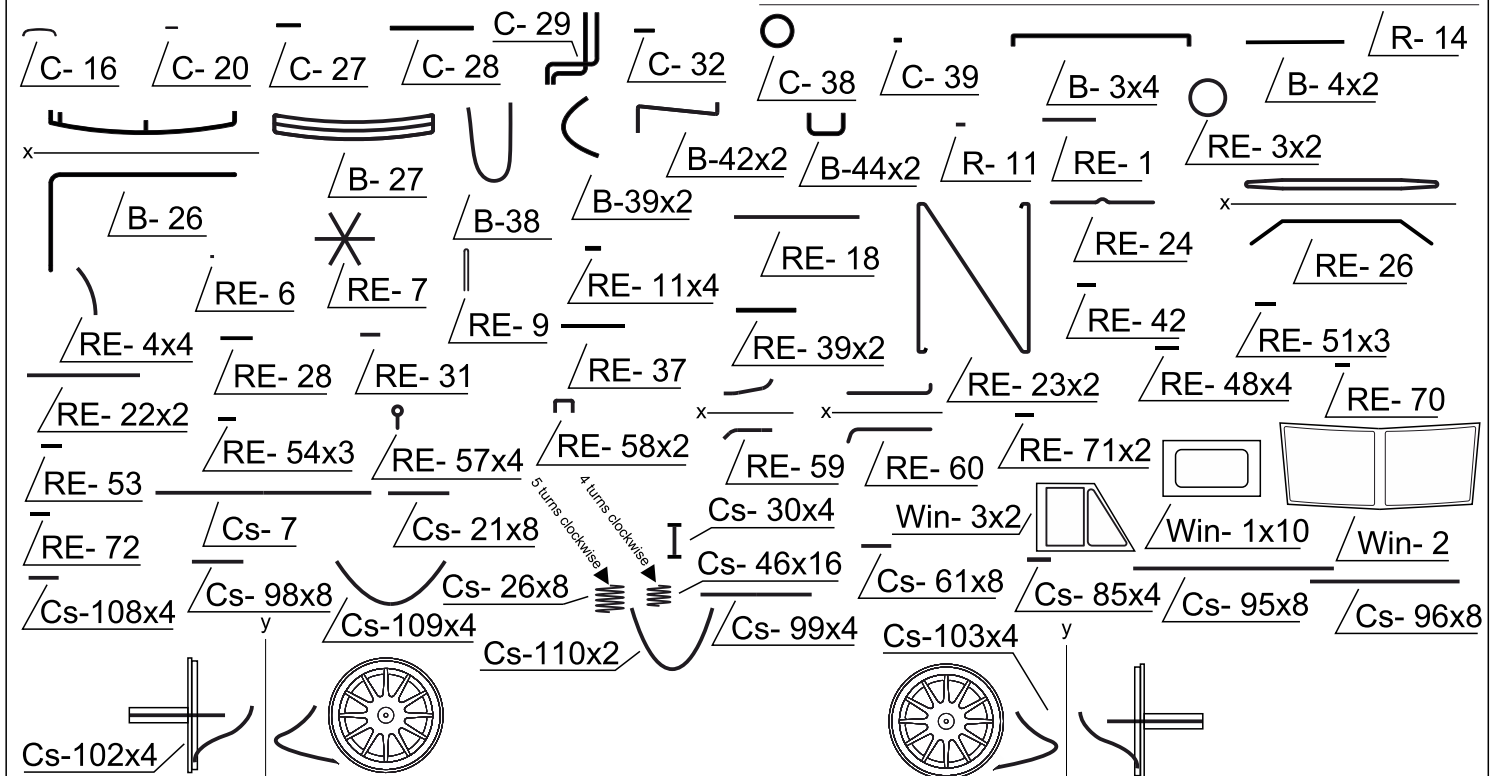
Details:B -27P, B -44P acrylic or oil paint in green.


Details:C -16P, C -20P, B -38P, B -39P, B -42P, Cs -85P, Cs -102P, Cs -103P, Cs -109P, Cs -110P acrylic or oil paint in black.






Patterns






FR- 1a



FR- 1b



FR- 4a

FR- 9aR

FR- 9bR

FR- 9aL

FR- 9bL




FR- 9aR

FR- 9bR

FR- 9aL

FR- 9bL



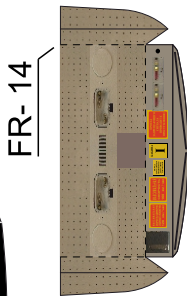
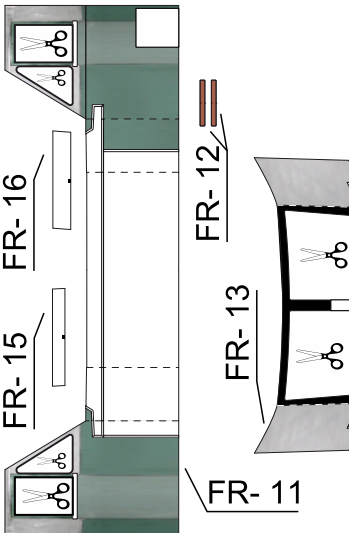
FR- 8a

FR- 9aR

FR- 9bR

FR- 9aL

FR- 9bL



FR- 14



FR- 3a



FR- 4b



FR- 3b



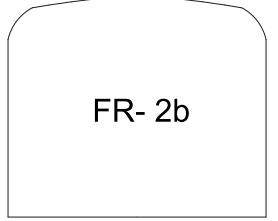

FR- 8b



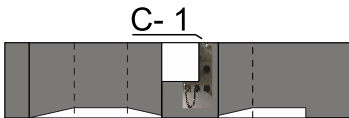
FR- 10L

FR- 10R

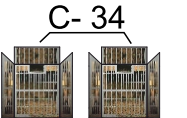
FR- 2a



FR- 2b

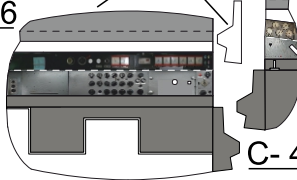


C- 1



C- 24 C- 25

C- 34



C- 2

C- 3

C- 5

C- 6

C- 7

C- 9

C- 13

C- 19

C- 2

C- 3

C- 5

C- 6

C- 7

C- 9

C- 10

C- 11

C- 12

C- 13

C- 14

C- 15

C- 16

C- 17

C- 18

C- 19

C- 20

C- 21a

C- 21b

C- 22

C- 23

C- 24

C- 25

C- 26

C- 27

C- 28

C- 29

C- 30

C- 31

C- 32

C- 33

C- 34

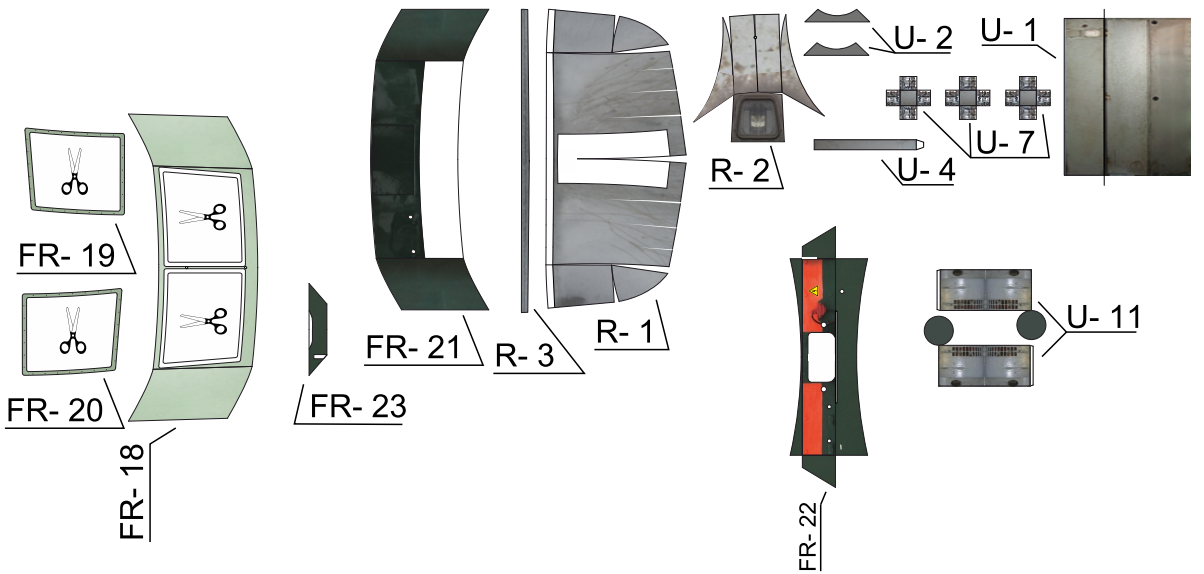
C- 35

C- 36

C- 37




FR-17



FR-5b




FR-5a




FR-7b




FR-7a



U-9



R-4



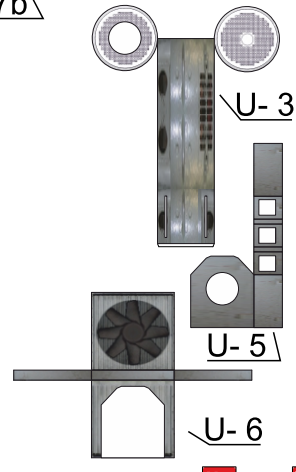
FR-6a



FR-6b



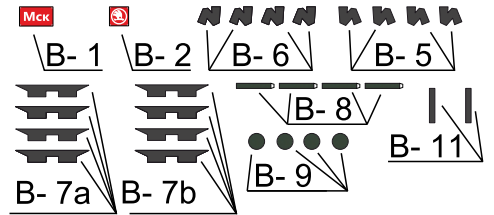
FR-6b



U-3

U-5

U-6



B-1

B-2

B-6

B-5

B-7a

B-7b

B-8

B-9

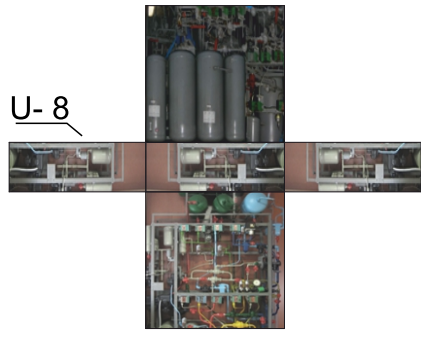
B-11

U-16

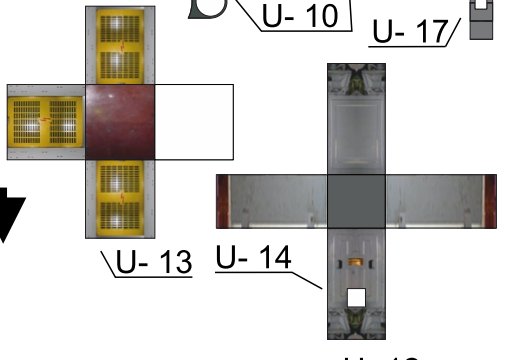
U-10

U-15

U-17



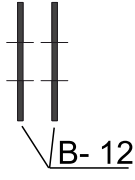
U-8



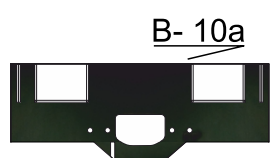
U-13

U-14

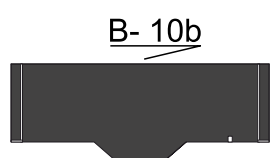
U-12




B-12

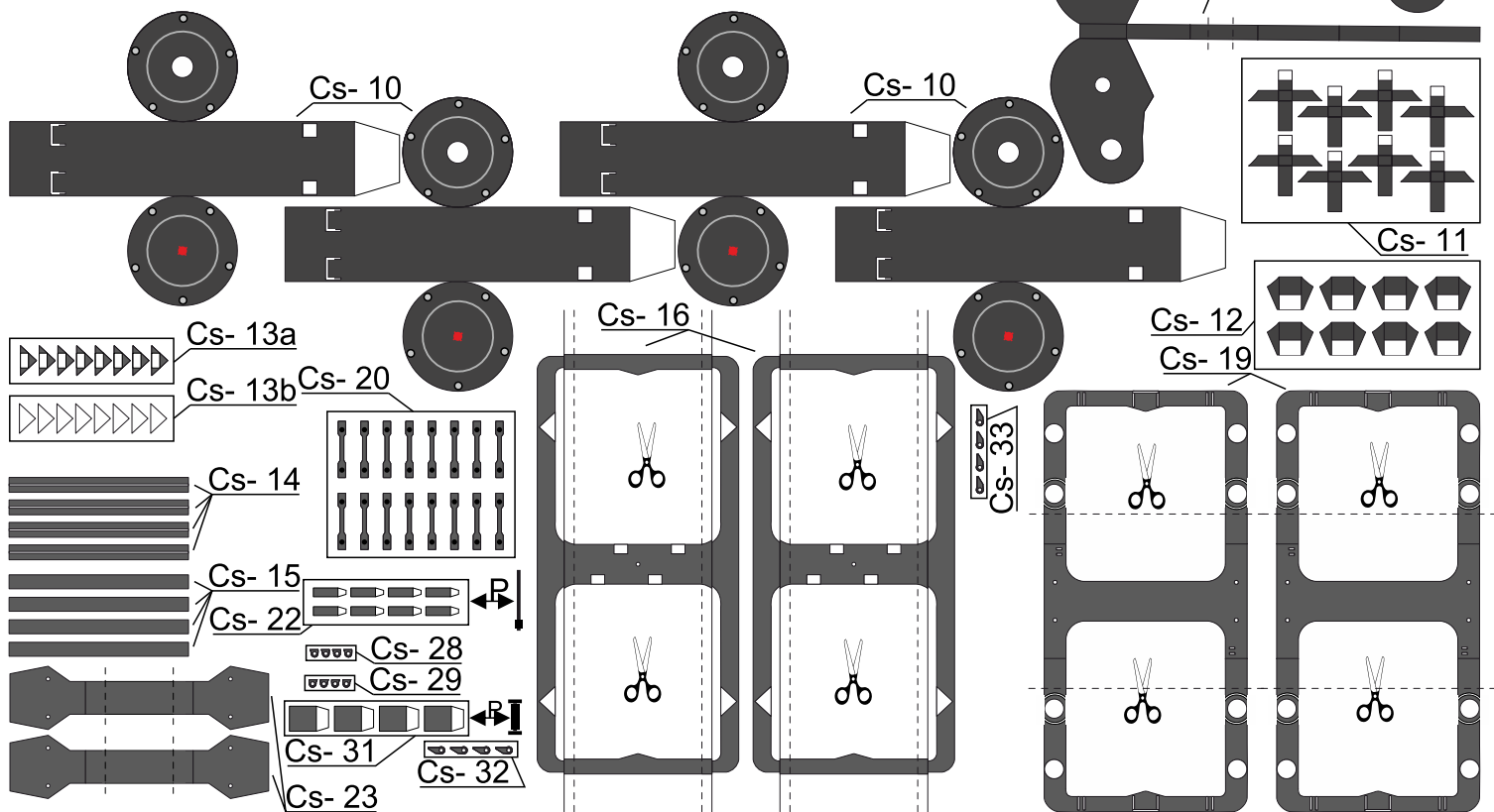
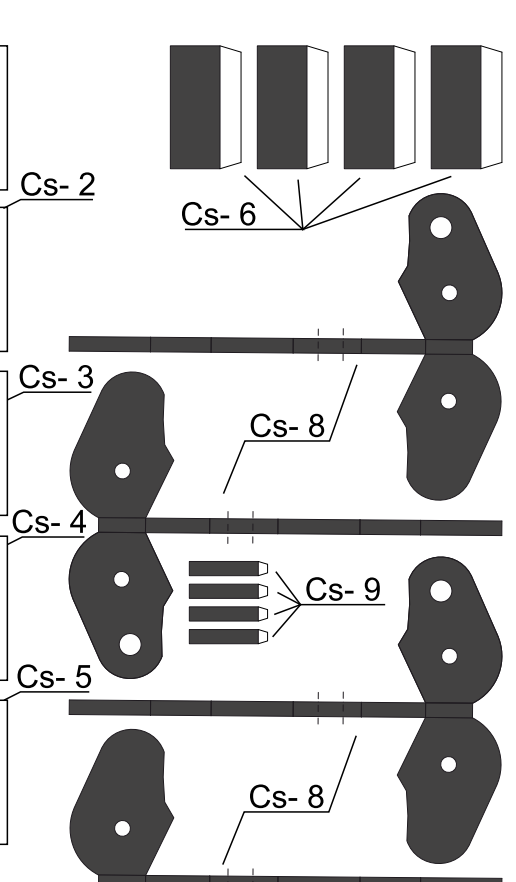
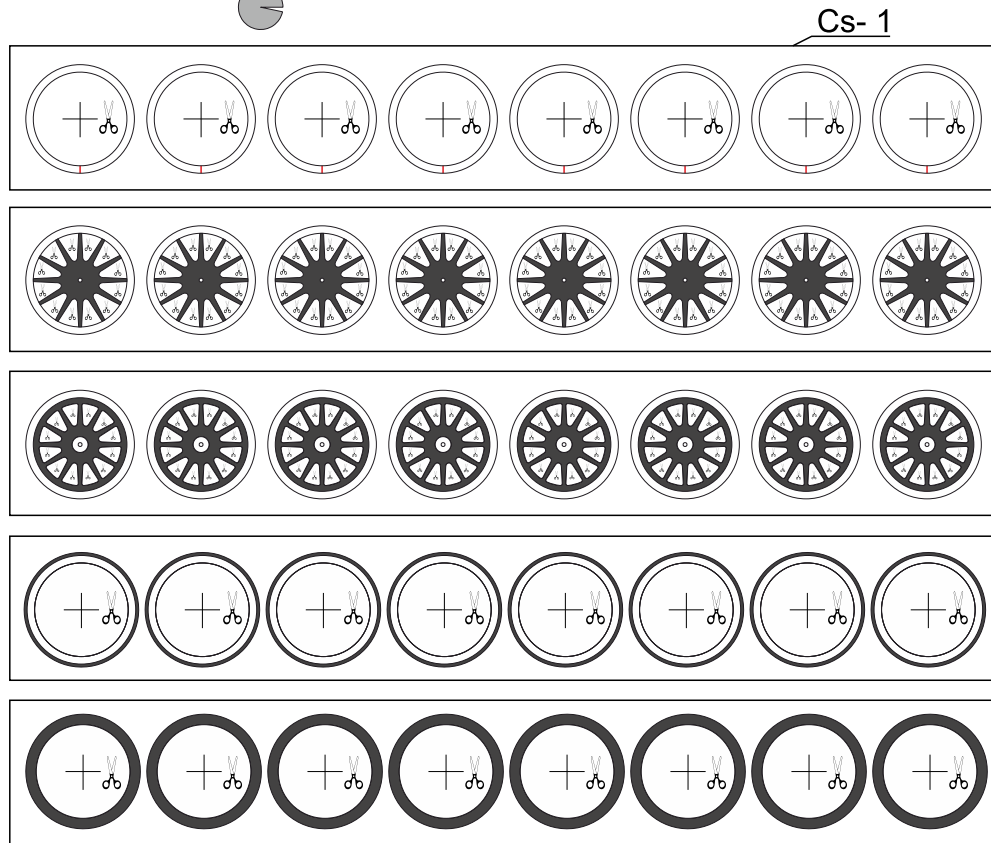
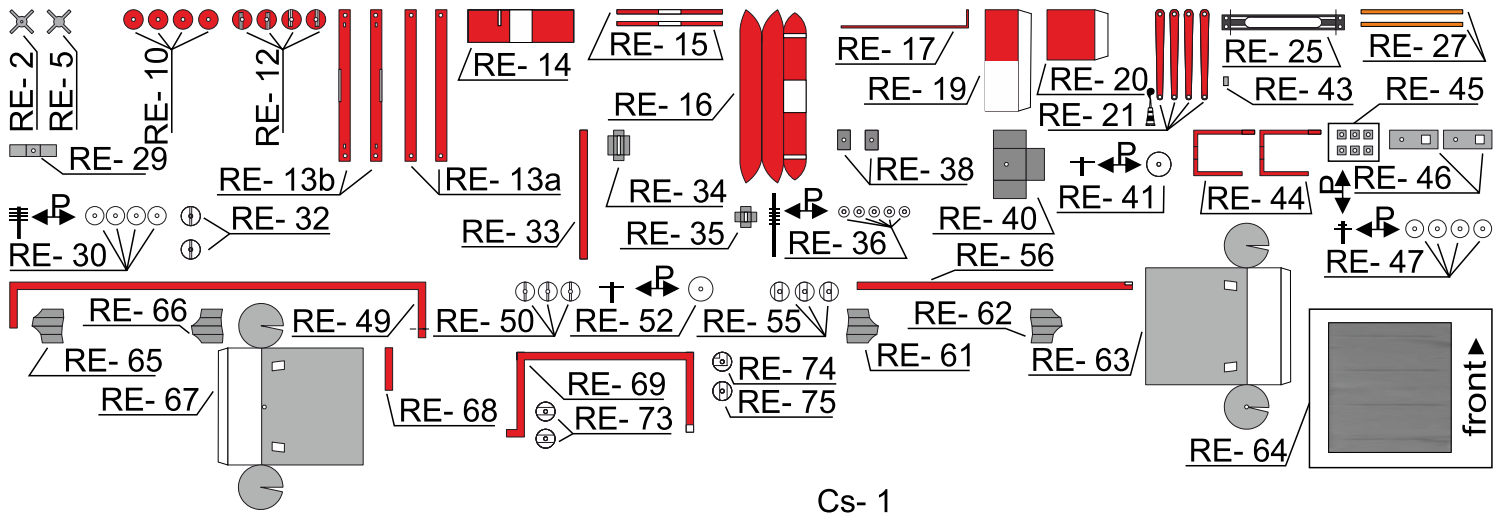



B-10a




B-10b








FR-1a



FR-1b



FR-4a

FR-9aR

FR-9bR

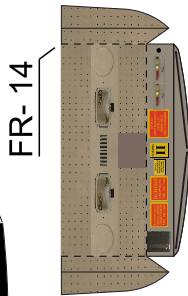
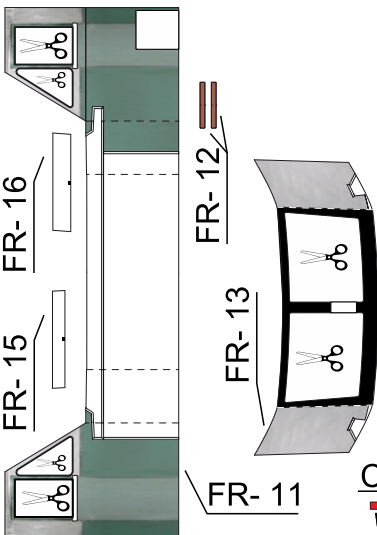


FR-9aL

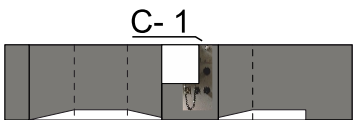
FR-9bL



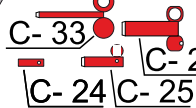
FR-8a



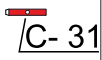
FR-14



C-1



C-34



C-31



FR-10L

FR-10R




FR-4b




FR-3a



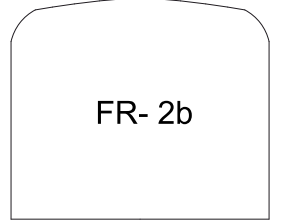
FR-3b



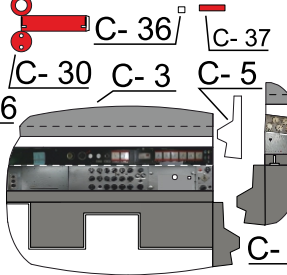
FR-8b



FR-2a



FR-2b



C-36

C-37

C-30

C-3

C-5

C-9

C-14

C-15

C-18

C-22

C-23

C-24

C-25

C-26

C-30

C-36

C-37

C-6

C-7

C-2

C-19

C-13

C-10

C-11

C-12

C-17

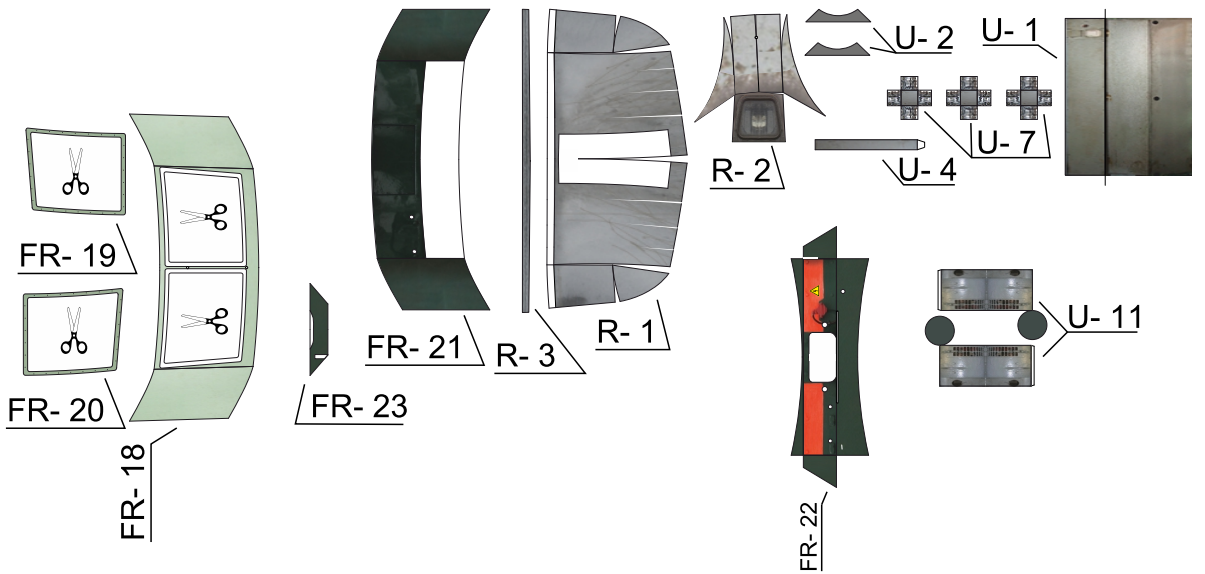
C-21a

C-21b

C-8



FR-17




FR-5b




FR-5a




FR-7b



FR-7a



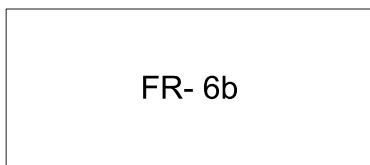
U-9



R-4



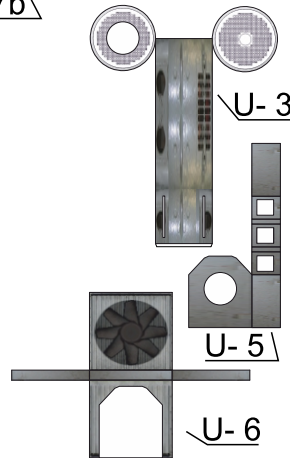
FR-6a



FR-6b



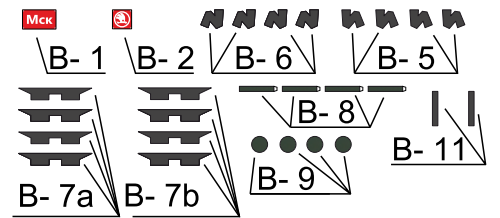
FR-6b



U-3

U-5

U-6



B-1

B-2

B-6

B-5

B-7a

B-7b

B-8

B-9


B-11

U-16

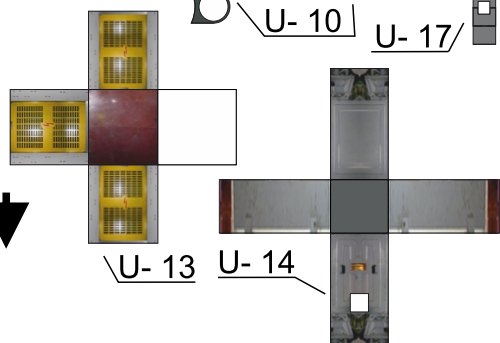
U-10

U-15

U-17



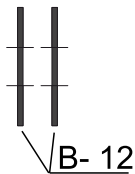
U-8



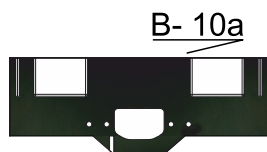
U-13

U-14

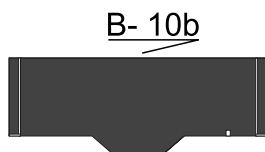
U-12



B-12



B-10a



B-10b

