



D-1






D-9




D-9


D-1



B-8



B-8



E-9

E-9



D-20




D-20




C-20

C-10



C-20

C-10




E-10



E-10




C-11



C-11



E-11




E-11






D-28


E-5(E-6)



E-1(E-2)



E-3(E-4)



E-5(E-6)

E-1(E-2)

E-3(E-4)



E-8



E-7



E-7

E-8


G-1





G-1

A-14(A-15)






B-1

C-7(C-8)



C-5(C-6)

C-5(C-6)



C-7(C-8)

C-3(C-4)





C-1(C-2)

C-1(C-2)

C-3(C-4)








D-2

D-3


D-2

D-29



A-3(A-2)

A-9(A-8)




A-9

A-8




D-2






B-7

C-13





A-12(A-13)





A-1



A-5(A-4)

A-7(A-6)




A-7(A-6)




H-1

H-3(H-2)

A-11(A-10)





A-11(A-10)



B-10

C-15



B-9



B-10



C-15




C-14





B-2




B-10

B-9

B-2






G-4

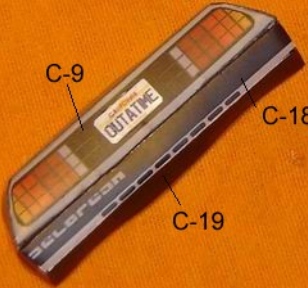
CALIFORNIA
OUTATIME

C-9



C-18

C-19



C-9

C-18

C-19

CALIFORNIA
OUTATIME

DELORON







B-3

C-16

C-17





B-3



C-16(C-17)


B-3




D-27



D-27





D-27

D-11






D-10

D-17





D-17

D-11



Ø1/32" (x3)

D-14




D-14



Ø1/64" (gold)



D-14



Ø1/32" (red)

D-19

D-19



D-16


D-15

D-27

D-12



Ø1/32" (black)



D-12

D-13



A close-up photograph of a control panel. The panel is light-colored and features three dark, circular buttons arranged horizontally. Each button has a white center. Three thin black lines point from the text 'D-13' to the centers of the three buttons. Above the buttons, there are three red push-buttons and a vertical black slider. A white horizontal bar is positioned above the buttons. To the right of the buttons is a rectangular, translucent yellowish-brown window. The background is a plain, light-colored wall.

D-13



D-24





D-24



G-10



G-9

Ø1/32" (black, brown, white)

G-20



G-9

G-9



G-21 (x12)



G-22

Ø1/32" (white) (x2)

G-7



G-8



G-7



G-13



G-19




G-14



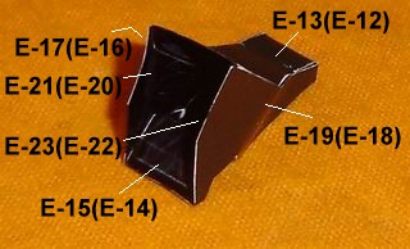
G-14

G-13



G-19





D-26 (x2)




D-30 (x6)



D-26






D-30

Ø1/8" (silver)

D-18








D-6

D-4





D-5

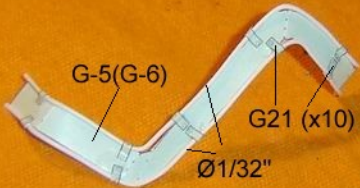
D-4



D-25(x8)







G-5(G-6)


G21 (x10)

Ø1/32"

G-11




G-12




Ø1/32" (brown, white)


Ø1/8" (black)




A close-up photograph of an electrical assembly. In the lower-left quadrant, there is a circular fan with a silver metal grille and a yellow center. A black cylindrical component is mounted on top of the fan. A red wire is connected to this black component. To the right, a bundle of green wires is visible. At the top, there are several electrical terminals and connectors. A white plastic component is also visible in the upper-middle section. The text "Ø1/8" (black)" is overlaid on the image, with a white dashed line pointing to a small hole in the black cylindrical component.

Ø1/8" (black)

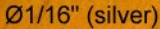




D-22




OUTATIME




Ø1/16" (silver)

Ø1/32" (black)






G-15



G-16





Thank you for downloading the
BTTF DeLorean

