



Lesser Panda

- Classification : Mammalia, Carnivora, Ailuridae (Sometimes also classed as a racoon.)
- Height : pproximately 50 to 60 cm / 20" to 23.5"
- Tail : approximately 30 to 50 cm / 11.5" to 20"
- Weight : approximately 18 to 80 kg / 40 to 175lbs
- Habitat : Himalayas (Nepal-Assam), southern China, northern Burma

The Lesser Panda lives among high mountain forests and bamboo forests and is protected from the cold by a thick, furry coat. It sleeps in the trees by day and comes down at night to forage by itself for bamboo shoots, fruit, nuts and insects.

The Lesser Panda's paws are very well developed, allowing it to grasp its food and even stand on its hind legs.

Follow these simple instructions to make your very own Lesser Panda mask!



Assembly Instructions



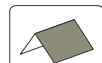
You will need:

scissors, paste, a used ballpoint pen (tracing along the fold lines makes them easier to fold), needle-nosed pliers (useful for picking up small parts)

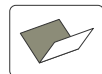


[Caution] Glue, scissors and other tools may be dangerous to young children so be sure to keep them out of the reach of young children.

Firmly fold along the fold line before pasting.



Mountain fold (dotted line)
Make a mountain fold.



Valley fold (dashed and dotted line)
Make a valley fold.



Scissors line (solid line)
Cut along the line.



Cut in line (solid line)
Make a cut.



Glue spot (Green dot)
Glue within the same part.

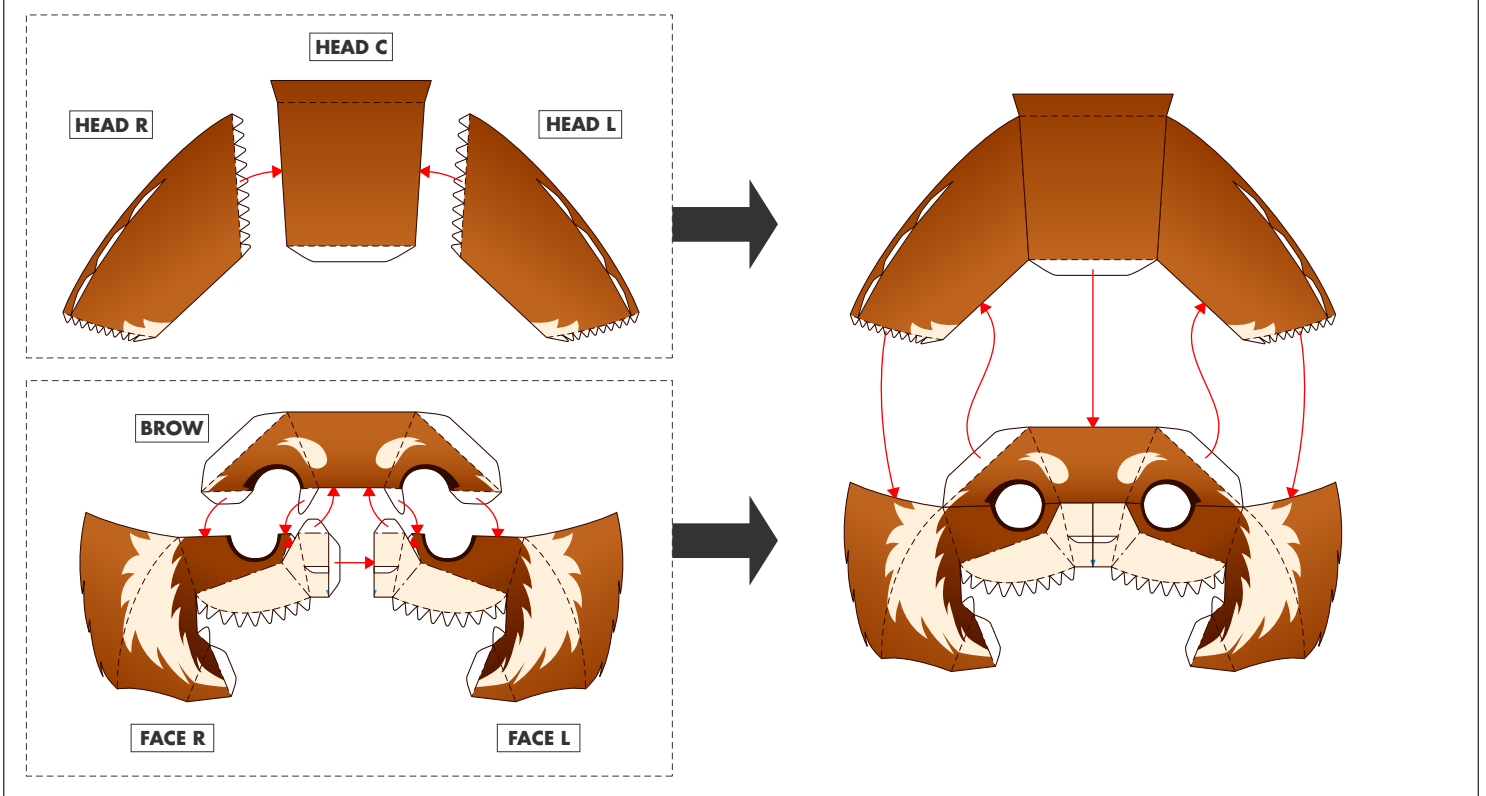


Glue spot (red dot)
Attach this part.

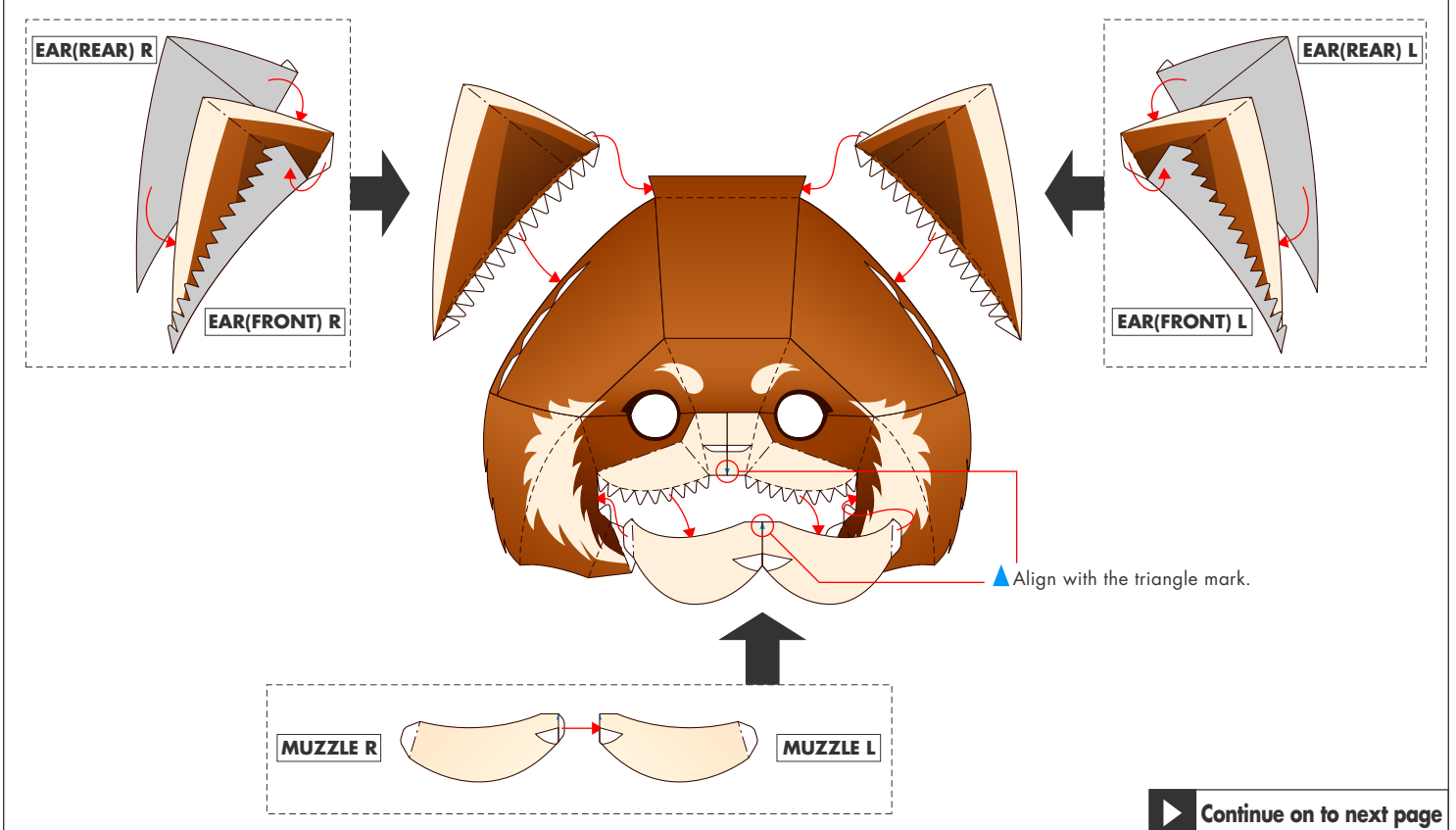


Mark (colored triangle)
Alignment guide

1 Glue the head, brow and face together

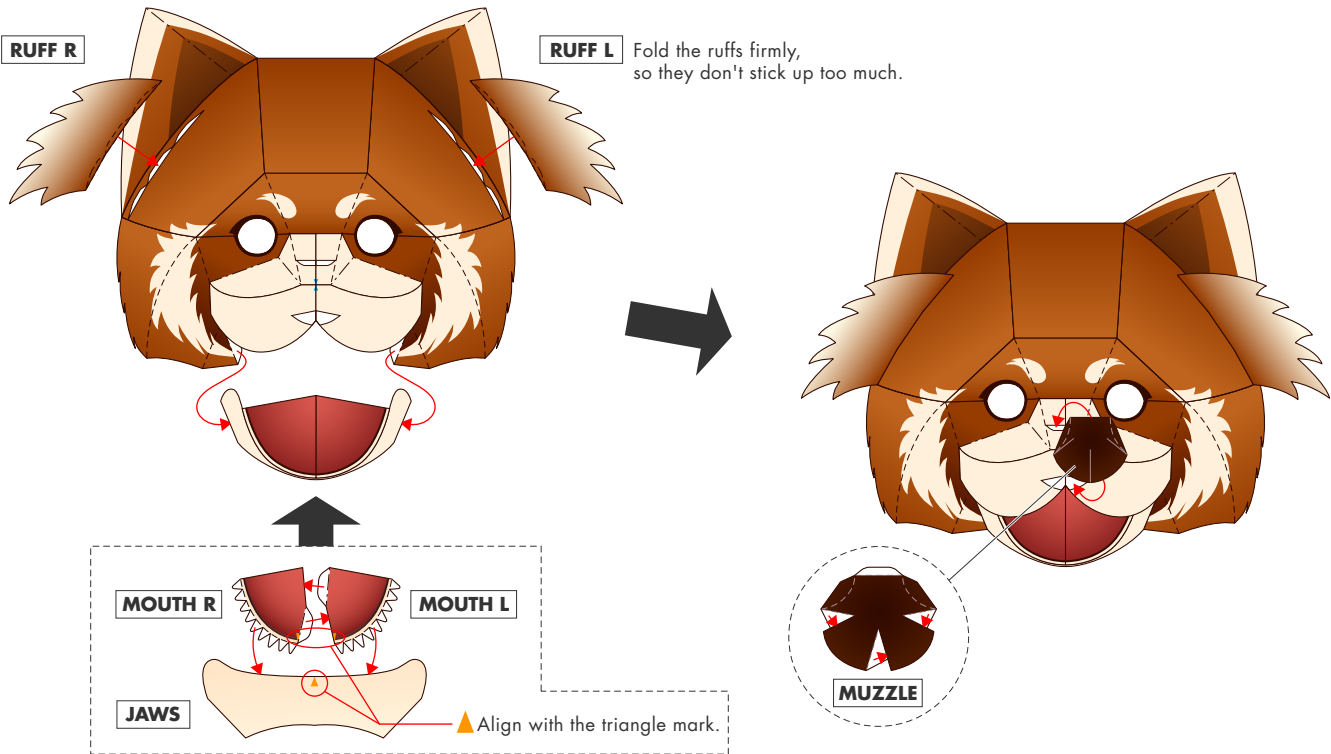


2 Stick on the ears and muzzle



▶ Continue on to next page

3 Stick on the ruffs, jaws and nose



4 Stick on the headband and support. Completed

*Make sure the headband and support fit your head.

