

Canon MASK: Pumpkin

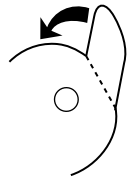
Canon ® is a registered trademark of Canon Inc. © Canon Inc. © Ayako Kishi

CREATIVE PARK

<http://www.canon.com/c-park/>

----- Mountain fold

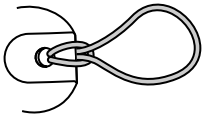
Fold



How to attach rubber band or elastic cord to side holes.

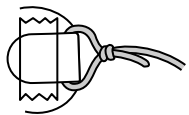
Case 1: Punch holes

*Hang a rubber band over your ears.



Case 2: Use clear tape or glue.

*Place the elastic cord around your head.



How to cut out eyes.



Bend the mask, make a cut with scissors, and then cut out.



When you put the mask on, your field of vision may be restricted. Be careful not to trip or bump into things!