


PAPER CRAFT

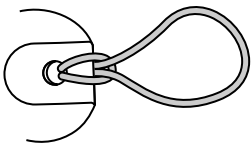
<http://www.canon.com/c-park/en/>



How to attach rubber band or elastic cord to side holes.

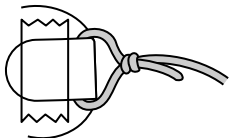
Case 1: Punch holes

*Hang a rubber band over your ears.



Case 2: Use clear tape or glue.

*Place the elastic cord around your head.



— Cut in line

- - - Mountain fold

★ Cut out the eyes and the mouth your choosing!



When you put the mask on, your field of vision may be restricted. Be careful not to trip or bump into things!